

Overview - Public Entities Quarterly Reporting

Approved receipts

268,0

37,6%

Approved spending

258,6

41,3%

Surplus/(deficit)

9,4

- ☐ R billion
- ☒ R million
- ☐ R thousand

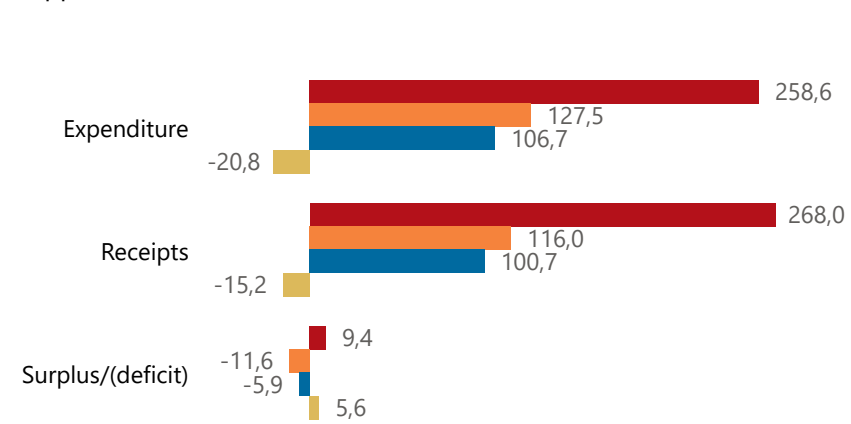


national treasury

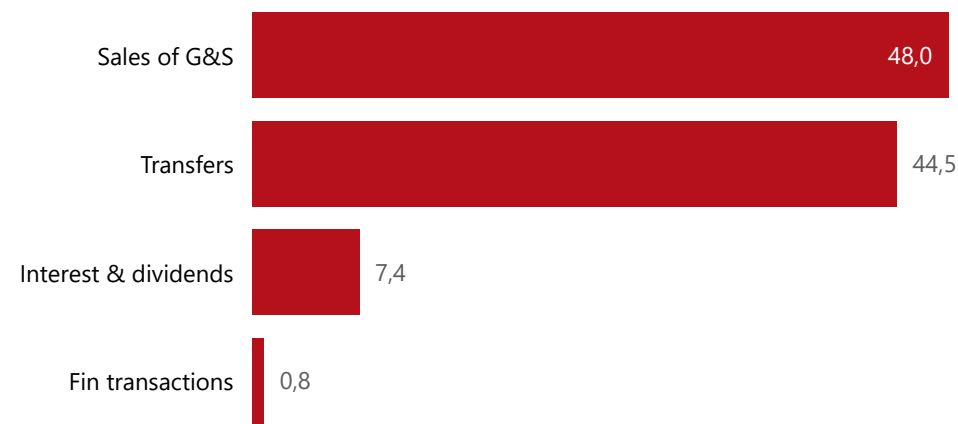
Department:
National Treasury
REPUBLIC OF SOUTH AFRICA

Consolidation

● Approved ● Forecast ● YTD ● Variance



Composition of receipts



Quarter

2

Cluster

Education and related

Department

Sport, Arts and Culture

Entity

Robben Island Museum

Composition of spending



Functional grouping



Spending by PFMA schedule



Public Entities Receipts

Approved sales of G&S

150,4

31,9%

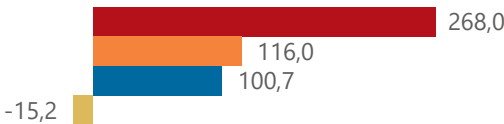
Approved transfers

96,0

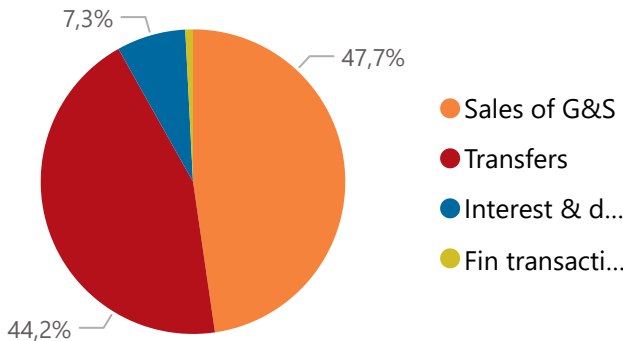
46,4%

Actual vs Forecast

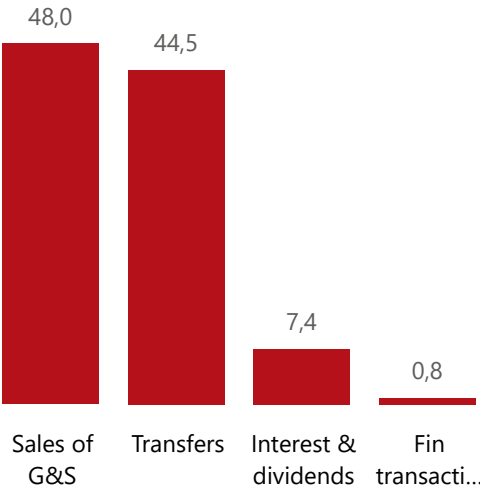
● Approved ● Forecast ● YTD ● Variance



Composition of receipts



Top 5 Receipts



Quarter

2

Cluster

Education and related

Department

Sport, Arts and Culture

Entity

Robben Island Museum

Top 5 Transfers



Departments transfers

Receipts

| Level 3 | Approved | YTD | % YTD |
|------------------------|----------|-------|--------|
| + Sales of G&S | 150,4 | 48,0 | 47,7% |
| + Transfers | 96,0 | 44,5 | 44,2% |
| + Interest & dividends | 1,6 | 7,4 | 7,3% |
| + Fin transactions | 20,0 | 0,8 | 0,8% |
| Total | 268,0 | 100,7 | 100,0% |

Top 10 Entities

Robben Island Museum



100,7



national treasury

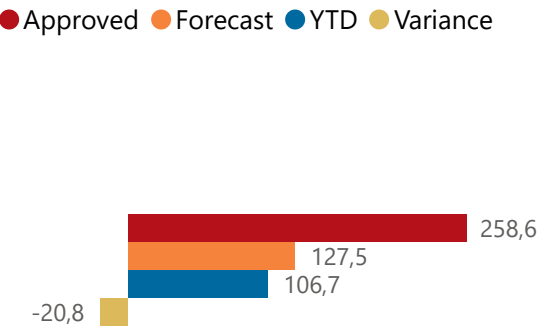
Department:
National Treasury
REPUBLIC OF SOUTH AFRICA

- R billion
- R million
- R thousand

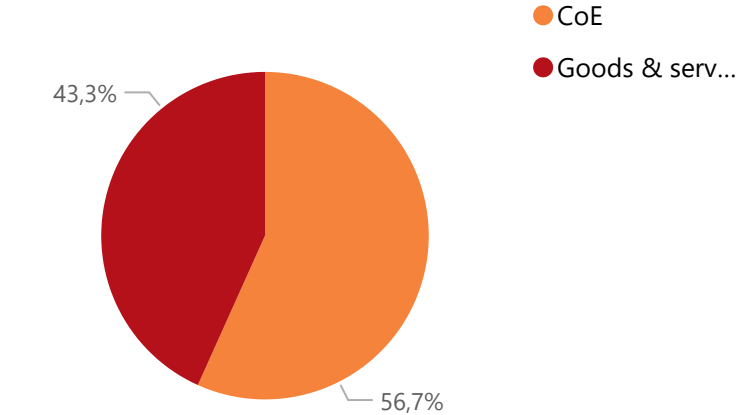
Public Entities Spending

| | | |
|--------------|--------------|--------------------|
| Approved CoE | Approved G&S | Approved transfers |
| 137,544,0% | 109,342,2% | 536,037,6% |

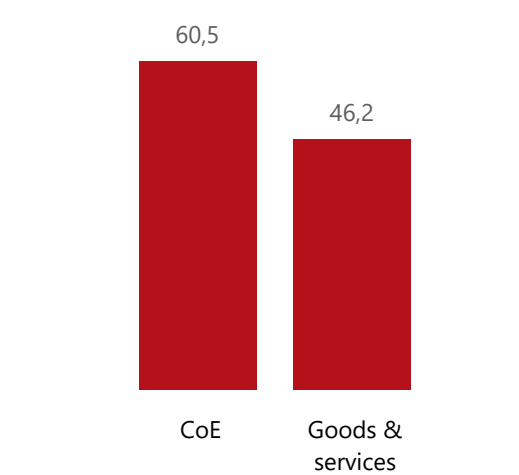
Actual vs Forecast



Composition of spending



Top 5 Goods & services



Capital assets

Spending

| Level 3 | Approved | YTD | % YTD |
|--------------------|----------|-------|--------|
| ⊕ CoE | 137,5 | 60,5 | 56,7% |
| ⊕ Goods & services | 109,3 | 46,2 | 43,3% |
| ⊕ Capital | 11,7 | | |
| Total | 258,6 | 106,7 | 100,0% |

Top 10 Entities



national treasury
Department:
National Treasury
REPUBLIC OF SOUTH AFRICA

- R billion
- R million
- R thousand

Quarter

2

Cluster

Education and related

Department

Sport, Arts and Culture

Entity

Robben Island Museum